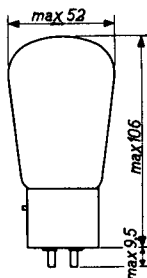
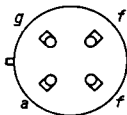
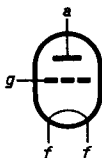


TRIODE for use in telephone equipment
 TRIODE pour utilisation en équipement téléphonique
 TRIODE zur Verwendung in Telephon-Anlagen

Heating : direct by D.C.;
 series or parallel supply
 Chauffage: direct par C.C.; $V_f = 4,2$ V
 alimentation en série ou $I_f = 0,25$ A
 en parallèle
 Heizung : direkt durch Gleichstrom;
 Serien- oder Parallelspeisung

Dimensions in mm
 Dimensions en mm
 Abmessungen in mm



Capacities
 Capacités
 Kapazitäten

$C_a = 2$ pF
 $C_g = 4,9$ pF
 $C_{ag} = 10$ pF

Typical characteristics
 Caractéristiques typiques
 Kenndaten

$V_a = 130$ V
 $V_g = -5$ V
 $I_a = 8$ mA
 $S = 2,3$ mA/V
 $\mu = 11$ -
 $R_i = 4,8$ k Ω

4609

"Miniwatt"

Operating conditions for use as pre-amplifier
 Caractéristiques d'utilisation comme préamplificatrice
 Betriebsdaten zur Verwendung als Vorverstärker

| | | | |
|-------------------|---|-----|------------|
| V_a | = | 130 | V |
| V_g | = | -5 | V |
| R_a | = | 6 | k Ω |
| I_a | = | 8 | mA |
| $\frac{V_o}{V_i}$ | = | 1,8 | N |

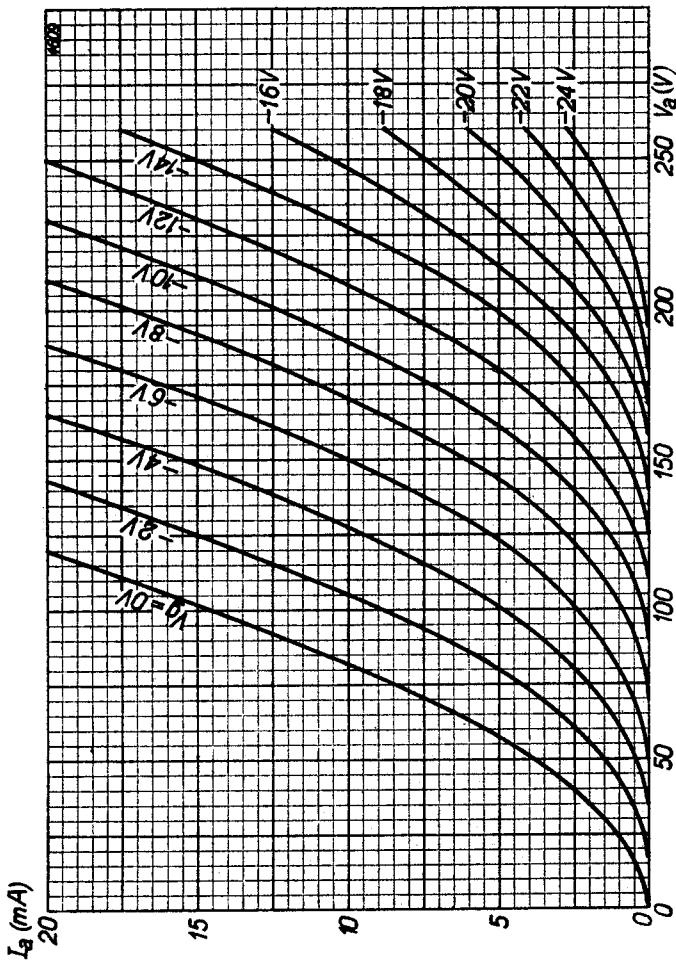
Limiting values
 Caractéristiques limites
 Grenzdaten

| | | | |
|--------------------------|--------|-------|------------|
| V_{a_0} | = max. | 300 | V |
| V_a | = max. | 150 | V |
| W_a | = max. | 1,2 | W |
| I_k | = max. | 15 | mA |
| $V_g (I_g = +0,3 \mu A)$ | = max. | + 0,5 | V |
| R_g | = max. | 1 | M Ω |

"Miniwatt"

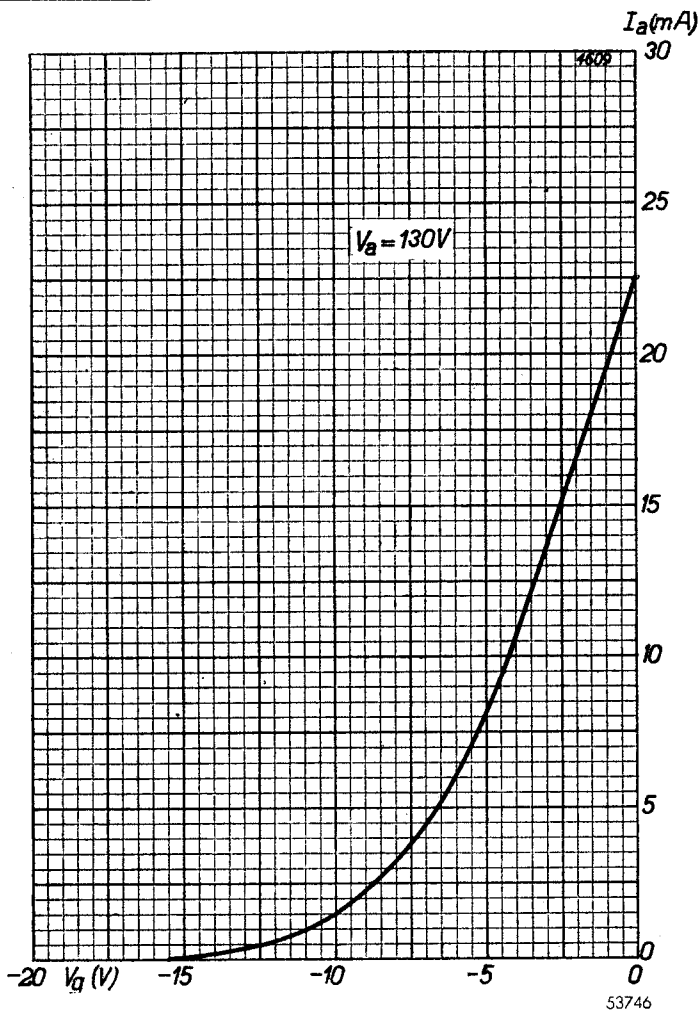
4609

53745



1.5.1948

3

4609*"Miniwatt"*

1.5.1948

53746

4

PHILIPS



*Electronic
Tube*

HANDBOOK

| | 4609 | |
|-------------|--------------|-------------|
| page | sheet | date |
| 1 | 1 | 1948.09.15 |
| 2 | 2 | 1948.09.15 |
| 3 | 3 | 1948.05.01 |
| 4 | 4 | 1948.05.01 |
| 5 | FP | 1999.06.07 |