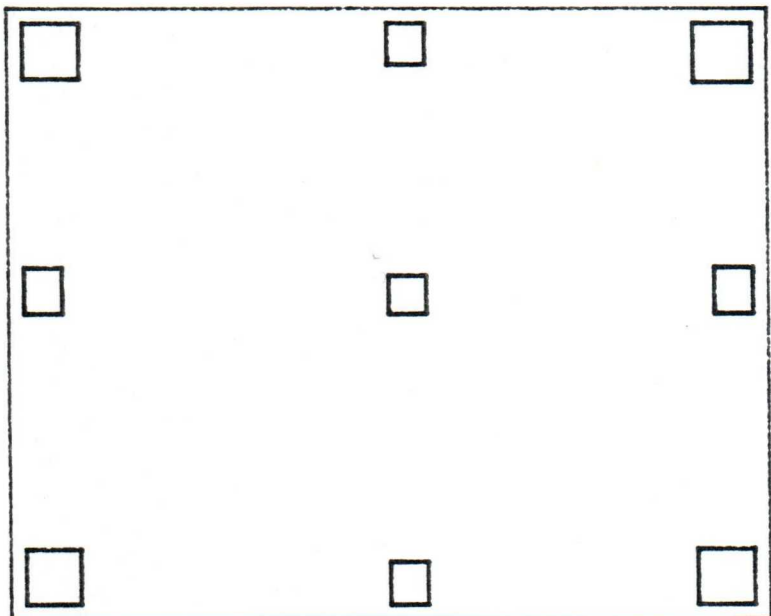


Werkmap 120 D14.  
(dunne orden,  
svp aanmaken)

D1

$$\underline{2\text{ kV}} \quad V_{\bar{x}, \bar{y}, 4.5} = 0\text{ V}$$

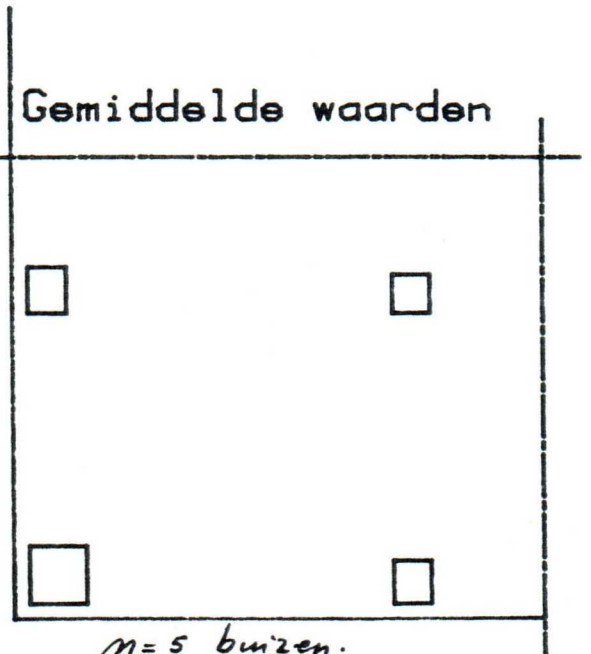
120D14GY Defl. def.



Subfile=3Dgaas

[mmx10]

Gemiddelde waarden



n=5 buizen.

120D14GY Defl.def. N= 5 st. Subfile=3Dgaas

Plaats	Eenheid [mm]			In factoren		
	Xgem	Sdev	X+3S	Xgem	Sdev	X+3S
Y2 bo	.56	.055	.724	1.12	.110	1.449
Y3 be	.56	.055	.724	1.12	.110	1.449
=====	=====	=====	=====	=====	=====	=====
Y v-as	.56	.055	.724	1.12	.110	1.449
=====	=====	=====	=====	=====	=====	=====
Y4 li	.60	0.000	.600	1.20	0.000	1.200
Y5 re	.60	0.000	.600	1.20	0.000	1.200
=====	=====	=====	=====	=====	=====	=====
Y x-as	.60	0.000	.600	1.20	0.000	1.200
=====	=====	=====	=====	=====	=====	=====
Y6libo	.76	.089	1.028	1.52	.179	2.057
Y7rebo	.80	.071	1.012	1.60	.141	2.024
Y8libe	.72	.084	.971	1.44	.167	1.942
Y9rebe	.72	.045	.854	1.44	.089	1.708
=====	=====	=====	=====	=====	=====	=====
Y hoek	.75	.072	.966	1.50	.144	1.933
=====	=====	=====	=====	=====	=====	=====
Ymi	.50	0.000	.500	1.00	0.000	1.000
*****	*****	*****	*****	*****	*****	*****
X2 bo	.50	0.000	.500	1.00	0.000	1.000
X3 be	.50	0.000	.500	1.00	0.000	1.000
=====	=====	=====	=====	=====	=====	=====
X v-as	.50	0.000	.500	1.00	0.000	1.000
=====	=====	=====	=====	=====	=====	=====
X4 li	.50	0.000	.500	1.00	0.000	1.000
X5 re	.50	0.000	.500	1.00	0.000	1.000
=====	=====	=====	=====	=====	=====	=====
X x-as	.50	0.000	.500	1.00	0.000	1.000
=====	=====	=====	=====	=====	=====	=====
X6libo	.74	.055	.904	1.48	.110	1.809
X7rebo	.76	.055	.924	1.52	.110	1.849
X8rebe	.74	.055	.904	1.48	.110	1.809
X9libe	.72	.045	.854	1.44	.089	1.708
=====	=====	=====	=====	=====	=====	=====
X hoek	.74	.052	.897	1.48	.105	1.794
=====	=====	=====	=====	=====	=====	=====
Xmi	.50	0.000	.500	1.00	0.000	1.000
*****	*****	*****	*****	*****	*****	*****

D2

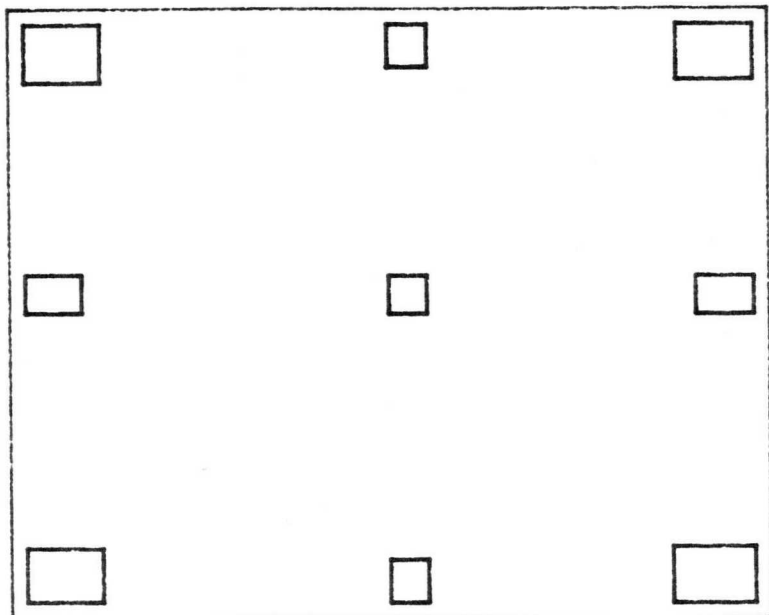
D3 a

Proef met schotten.

Gemeten bij 2 kV

$$V_{\bar{x}} = V_{\bar{y}} = V_{g4,5} = 0V$$

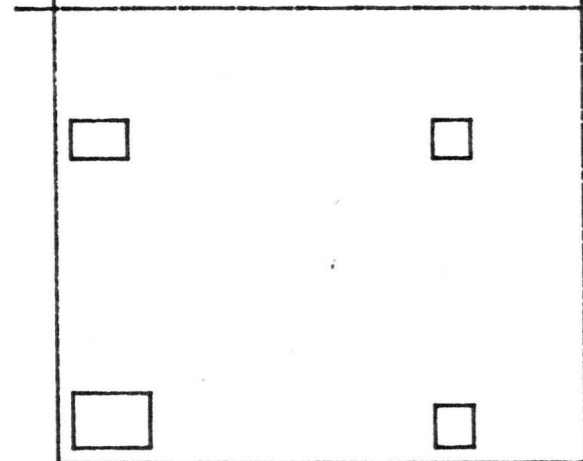
D14-364GY Defl. def.




Subfile=SCHOT2

[mmx10]

Gemiddelde waarden



n = 5 buizen.



a = average pos. 4 and 5

b = average pos 6 to 9

c = average pos 2 and 3

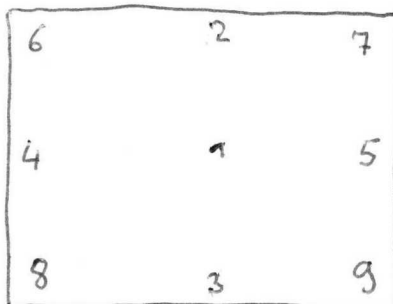
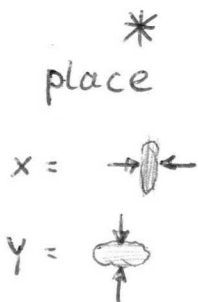
- all averaged over 5 tubes -

*DBL*

* Plaats	Eenheid [mm]			In factoren		
	Xgem	Sdev	X+3S	Xgem	Sdev	X+3S
Y2 bo	.54	.055	.704	1.08	.110	1.409
Y3 be	.56	.055	.724	1.12	.110	1.449
Y v-as	.55	.055	.714	1.10	.110	1.429
Y4 li	.50	0.000	.500	1.00	0.000	1.000
Y5 re	.50	0.000	.500	1.00	0.000	1.000
Y x-as	.50	0.000	.500	1.00	0.000	1.000
Y6libo	.74	.055	.904	1.48	.110	1.809
Y7rebo	.70	0.000	.700	1.40	0.000	1.400
Y8libe	.74	.055	.904	1.48	.110	1.809
Y9rebe	.70	0.000	.700	1.40	0.000	1.400
Y hoek	.72	.027	.802	1.44	.055	1.604
Ymi	.50	0.000	.500	1.00	0.000	1.000
*****						
X2 bo	.52	.045	.654	1.04	.089	1.308
X3 be	.50	.000	.500	1.00	.000	1.000
X y-as	.51	.022	.577	1.02	.045	1.154
X4 li	.74	.167	1.242	1.48	.335	2.484
X5 re	.76	.134	1.162	1.52	.268	2.325
X x-as	.75	.151	1.202	1.50	.301	2.404
X6libo	1.00	.122	1.367	2.00	.245	2.735
X7rebo	1.00	.100	1.300	2.00	.200	2.600
X8rebe	1.08	.110	1.409	2.16	.219	2.817
X9libe	1.00	.187	1.561	2.00	.374	3.122
X hoek	1.02	.130	1.409	2.04	.260	2.819
Xmi	.50	0.000	.500	1.00	0.000	1.000
*****						

~~Proef met schotten~~

Gemeten bij 2kV  $V_{\bar{x}, \bar{y}, 4,5} = 0V$



example: Y2 is the height, X2=width of spot at position 2



210486 14.01

14.11 \*

56129 phrl nl

35000 phtc nlzczc fxt353 bfp194 21 1212

rr nlxheph

@88

+++

pt 1875 1986-04-21

mullard london t.p. - mr. m. brown

copy: elcoma ehv. - mrs. beckers (baf-2)

philips heerlen - /mr. sieben/mr. zeppenfeld

as discussed during our last visit to gould, we have now realized sample tubes d14-364gy/93 with dynamic focusing mesh stop tubes show a marked improvement in spot size in the corners and at 3 and 9 o'clock, of course in one direction (for vertical lines) stop we have given this tube development nr. 12@d14gy/93, with 12 nc 9301 121 50 xx0, and suggest you send an order for 3 tubes, for evaluation at gould stop a report with test results will be sent within a few days stop cost price of this tube has been calculated at hfl. 122,-, against hfl. 107,- for standard d14-364gy/93, and suggest price difference of approx. 7 pounds.

regards, modderman

prof.tubes elcoma-baf2 ph ehv/nljevpt

pls note routing for prof.tubes changed into nljevpt

nnnn\*

56129 phrl nl

\* Srp nuleggen met  
"1/2"

Kopie HH Geurts  
Offermans \*  
Bemink  
Dunker  
Schröder  
Jongen

ONTWIKKELCALCULATIE 120 D14 GY/93

Kanon D14-364	2440
SAM 3D rooster D10-181	225
Extra arbeid in indrukken+aflassen +160E/100	180
SAM BALLON D14-364 met raster	4090
Afwerking (L+K) D14-364	<u>1120</u>
	8055
Uitval 10%	895
Rest afwerking (L+K)	350
Rest afwerking (Mat incl. M.K.)	<u>260</u>
	9560
Waarde teruggewonnen ballon (2,5%)	<u>102</u> -
	9458
Bereiding FLU-poeder	46
Gereedschapskosten Osc.Bzn.	85
MK verpakking	71
Verpakking incl. MK.	170
Verpakkingskosten	24
Klein serie toeslag (D10-181)	<u>539</u>
	10.393
Toeslag 1 3,5%	364
Kwal.Lab. 5,2%	540
IK D14-364	<u>800</u>
	12.097
Retouren 1%	<u>121</u>
	12.218

VIP '86 (Incl.IK) 12.200,-
----------------------------

Kopie: H.H. Modderman  
 Sieben  
 Warnier  
 Zeppenfeld

E.J. Benink  
 Afd. 0 & E  
 1.4.1986.



ONTVANGEN

Ontv. 16 APR. 1986

A. G. SIEBEN

1

60414/AGS/AK

120 D14 GY/93 : Eerste monsters

Kopie : H.H. Zeppenfeld - Koppelmans - Schröder -  
Geurts - Schols - Thiessen - Modderman -  
Warnier - Handels

Heerlen, 86.04.15

---

1. Inleiding :

120D14 is de 2-staafjes mono met een 3 D gaas.

2. Meetresultaten :

2.1. Kapaciteiten : zie bijlage C 1/2.

Opmerking : Een buis vertoonde uitschieters m.b.t.  
de kruiskapaciteit  $C_{x_1y_2}$  en  $C_{x_2y_2}$

2.2. Defl. defokus : zie bijlage D 1/3.

2.3. Rastervervorming/Ecx/hdl : zie bijlage R 1+2.

2.4. Defl. factoren :

100 % = gemiddeld over useful scan (afgeleid van RV plots)

40 % = volgens definitie ( $\pm 2$  cm vanuit hart), direkt  
gemeten.



	<u>Mx 100 %</u>	<u>Mx 40 %</u>	<u>My 100 %</u>	<u>My 40 %</u>
606 1950	19,07	19,34	11,28	11,50
606 1934	18,94	19,18	10,83	11,01
606 1949	19,07	19,28	11,11	11,3
606 1948	19,22	19,49	11,17	11,4
606 1938	18,97	19,20	10,8	10,82
	-----	-----	-----	-----
$\bar{X}$	<del>19,3</del> 19,05	<del>19,05</del> 19,3	<del>11,21</del> 11,04	<del>11,04</del> 11,21
S	0,125 0,11	0,11 0,125	0,28 0,21	0,21 0,28

2.5. Lekstromen/Isol : O.K.

2.6. Ontw. metingen aan 120D14 GY/93 (Details bij Ontw. Ass.)

	<u>Restheld.</u> <u>voor magn.</u>				<u>Restheld.</u> <u>na magn.</u>			
	<u>X</u>	<u>vm.</u>	<u>Y</u>	<u>vm.</u>	<u>X</u>	<u>nm.</u>	<u>Y</u>	<u>nm.</u>
606 1950	64	90	90	92	82	82	100	94
606 1934	60	88	98	86	88	84	95	95
606 1949	54	100	94	100	92	96	98	90
606 1948	86	96	98	86	90	90	92	88
606 1938	84	100	94	90	90	96	96	94
	-----	-----	-----	-----	-----	-----	-----	-----
$\bar{X}$	70	95	95	91	88	90	96	92
S	15	6	3	6	4	7	3	3

Wandelende spot : ( $\Delta$  Vfoc. 10 %)

<u>X</u>	<u>Y</u>
0	0,3
0	0,4
0,15	0,25
0,2	0,3
0	0,3

[mm]

$\angle$ X-lijn/scherm	Vast	Vg3	Vco	Afn.Ik	Dip
45'	- 3	180	47	11	OK
20'	0,6	183	49	12	OK
20'	- 3	171	50	11	OK
55'	- 1	181	51	14	OK
1°10'	- 2,5	181	47	11	OK

<u>Vd = 10 V</u>		<u>Vd = 20 V</u>		<u>Vd = 30 V</u>		
<u>Ibx</u>	<u>Ik</u>	<u>Ibx</u>	<u>Ik</u>	<u>Ibx</u>	<u>Ik</u>	
8,9	11,9	45	81	86	254	
7	9,3	42	77	86	254	
6,7	8,8	47	79	92	248	
5,7	7,7	41	72,5	87	235	
8	10,4	42	79	89	258	
-----						
$\bar{X}$	7,3	9,6	43,4	77,7	88	250
S	1,2	1,6	2,5	3,2	2,6	9

3. Opmerking :

De resthelderheidverschillen langs de X-as vóór magnetiseren zijn groot (gemiddeld [25 %], met hoogste waarde [46 %]).

E.e.a. blijkt met IMC goed te corrigeren.

J. Schröder

A.G. Sieben



Var.:	Aantal waarn.	Missend	GEMIDDELDE	Stand.dev.
Cx1/x2	5	0	3.2080	.0179
Cx1	5	0	4.5440	.0907
Cx2	5	0	3.8400	.0235
Cy1	5	0	3.1140	.0522
Cy2	5	0	3.3020	.0303
Cy1y2	5	0	.9760	.0055
Ck	5	0	3.1660	.0611
Cg1	5	0	6.1880	.0466
Cx1y1	5	0	.4320	.0622
Cx1y2	5	0	.0620	.0716
Cx2y1	5	0	.4480	.0638
Cx2y2	5	0	.0740	.0650
Oversp	5	0	2.0615	1.8108
Cg5 G6	5	0	9.5180	.0517

C2

95% BETROUWBAARHEIDSINT.v/h GEM.

Gemiddelde +/- 3\*sdev

Var. Namen	Ondergrens	Bovengrens	Gem. -3S	Gem. +3S
Cx1/x2	3.1858	3.2302	3.1543	3.2617
Cx1	4.4314	4.6566	4.2718	4.8162
Cx2	3.8109	3.8691	3.7696	3.9104
Cy1	3.0491	3.1789	2.9573	3.2707
Cy2	3.2643	3.3397	3.2110	3.3930
Cy1y2	.9692	.9828	.9596	.9924
Ck	3.0902	3.2418	2.9828	3.3492
Cg1	6.1302	6.2458	6.0483	6.3277
Cx1y1	.3548	.5092	.2454	.6186
Cx1y2	-.0269	.1509	-.1527	.2767
Cx2y1	.3688	.5272	.2566	.6394
Cx2y2	-.0068	.1548	-.1211	.2691
Oversp	-.1870	4.3101	-3.3709	7.4940
Cg5 G6	9.4538	9.5822	9.3630	9.6730

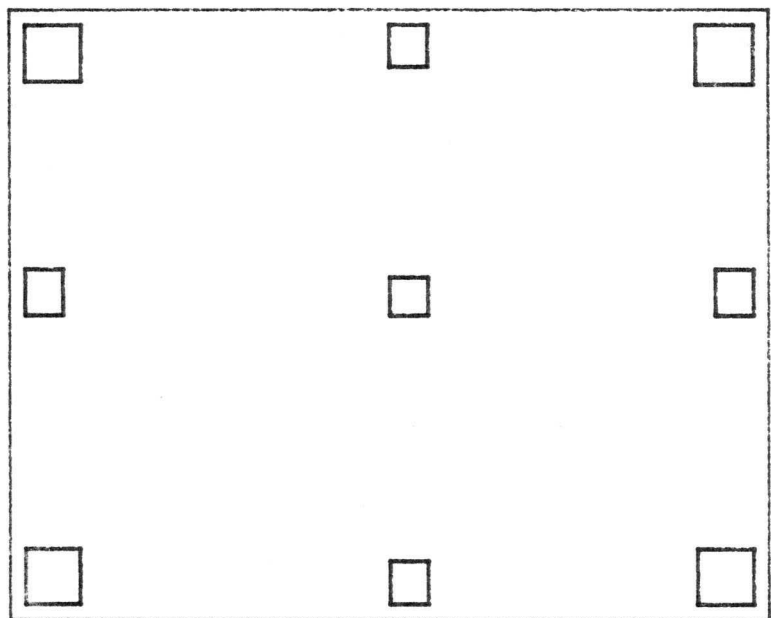
## ORDE STATISTIEK

Var.	Maximum	MEDIAAN	Minimum	range
Cx1/x2	3.2300	3.2100	3.1800	.0500
Cx1	4.6500	4.5600	4.4000	.2500
Cx2	3.8600	3.8500	3.8000	.0600
Cy1	3.1700	3.1200	3.0300	.1400
Cy2	3.3300	3.3100	3.2500	.0800
Cy1y2	.9800	.9800	.9700	.0100
Ck	3.2100	3.1900	3.0600	.1500
Cg1	6.2300	6.2100	6.1200	.1100
Cx1y1	.5400	.4000	.3900	.1500
Cx1y2	.1900	.0300	.0300	.1600
Cx2y1	.5600	.4300	.4000	.1600
Cx2y2	.1900	.0500	.0400	.1500
Oversp	3.8949	2.1142	-.6941	4.5890
Cg5 G6	9.6000	9.5100	9.4700	.1300

D1

2 kV  $V_{\bar{x}, \bar{y}, 4.5} = 0V$

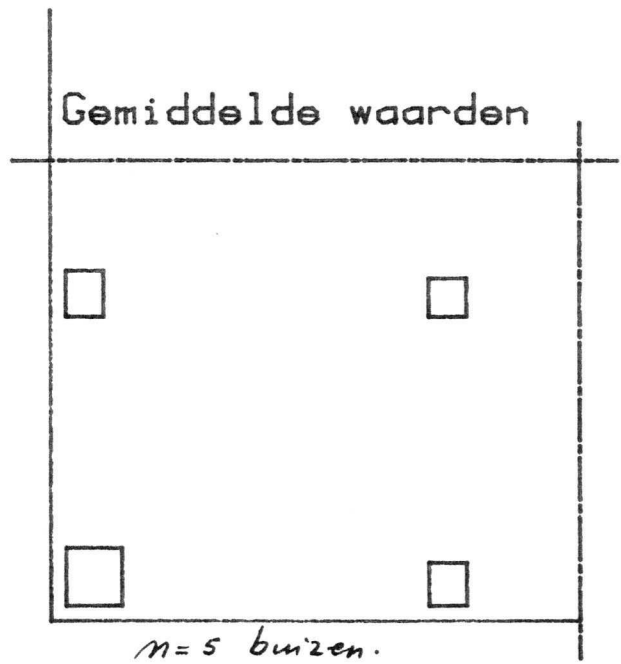
120D14GY Defl. def.



Subfile=3Dgaas

[mmx10]

Gemiddelde waarden



n=5 buizen.



120D14GY Defl.def. N= 5 st. Subfile=3Dgaas

Plaats	Eenheid [mm]				In factoren		
	Xgem	Sdev	X+3S		Xgem	Sdev	X+3S
Y2 bo	.56	.055	.724		1.12	.110	1.449
Y3 be	.56	.055	.724		1.12	.110	1.449
=====	=====	=====	=====		=====	=====	=====
Y v-as	.56	.055	.724		1.12	.110	1.449
=====	=====	=====	=====		=====	=====	=====
Y4 li	.60	0.000	.600		1.20	0.000	1.200
Y5 re	.60	0.000	.600		1.20	0.000	1.200
=====	=====	=====	=====		=====	=====	=====
Y x-as	.60	0.000	.600		1.20	0.000	1.200
=====	=====	=====	=====		=====	=====	=====
Y6libo	.76	.089	1.028		1.52	.179	2.057
Y7rebo	.80	.071	1.012		1.60	.141	2.024
Y8libe	.72	.084	.971		1.44	.167	1.942
Y9rebe	.72	.045	.854		1.44	.089	1.708
=====	=====	=====	=====		=====	=====	=====
Y hoek	.75	.072	.966		1.50	.144	1.933
=====	=====	=====	=====		=====	=====	=====
Ymi	.50	0.000	.500		1.00	0.000	1.000
*****	*****	*****	*****		*****	*****	*****
X2 bo	.50	0.000	.500		1.00	0.000	1.000
X3 be	.50	0.000	.500		1.00	0.000	1.000
=====	=====	=====	=====		=====	=====	=====
X v-as	.50	0.000	.500		1.00	0.000	1.000
=====	=====	=====	=====		=====	=====	=====
X4 li	.50	0.000	.500		1.00	0.000	1.000
X5 re	.50	0.000	.500		1.00	0.000	1.000
=====	=====	=====	=====		=====	=====	=====
X x-as	.50	0.000	.500		1.00	0.000	1.000
=====	=====	=====	=====		=====	=====	=====
X6libo	.74	.055	.904		1.48	.110	1.809
X7rebo	.76	.055	.924		1.52	.110	1.849
X8rebe	.74	.055	.904		1.48	.110	1.809
X9libe	.72	.045	.854		1.44	.089	1.708
=====	=====	=====	=====		=====	=====	=====
X hoek	.74	.052	.897		1.48	.105	1.794
=====	=====	=====	=====		=====	=====	=====
Xmi	.50	0.000	.500		1.00	0.000	1.000
*****	*****	*****	*****		*****	*****	*****

D2

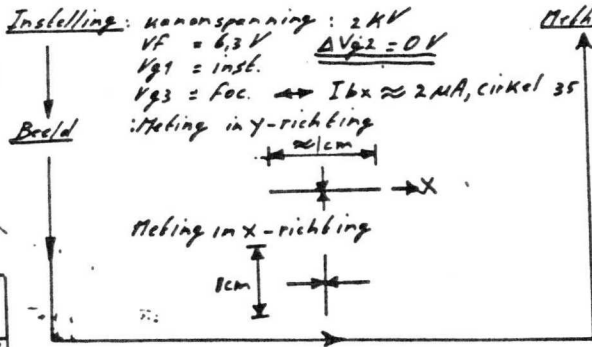
3D-gaasje (geen schotten y).

Defectie-defocus/spotkwaliteit

volgens RV-6-3-0/407: nr. 84

(D3)

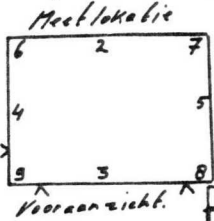
$V_x = 0$   
 $V_y = 0$   
 $V_{g5} = \text{opt. (3D)}$



**Method:** M.b.v. mee louse in het scherm centrum de lijn breedte opmeten. (vrije de lijn breedte)

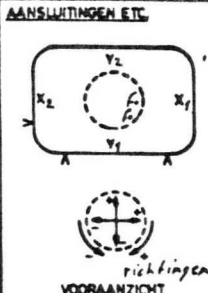
De geronde lijnbreedten op de verschillende schermlokaties uitdrukken in een verhoudingsfactor t.o.v. het scherm-centrum.

opm. 1) G5+G2 bij het meten doorverbinden



Meting nr.	2321a	2325a	2329a	2333a	2337a	2341a	2345a	2349a	2353a
RV-6-3-0/407	Y-ri (2)	Y-ri (3)	Y-ri (4)	Y-ri (5)	Y-ri (6)	Y-ri (7)	Y-ri (8)	Y-ri (9)	
	bo	be	Li	re	Libo	rebo	rebe	Libe	

TYPE	POS-FOR	RASTER	KANONNR.										
120D14	9Y	93	60619	50	1.0	1.0	1.2	1.2	1.4	1.4	1.2	1.4	0.5
			60619	34	1.2	1.2	1.2	1.2	1.8	1.6	1.4	1.4	0.5
			60619	49	1.0	1.0	1.2	1.2	1.4	1.6	1.4	1.6	0.5
			60619	48	1.2	1.2	1.2	1.2	1.4	1.6	1.6	1.4	0.5
120D14	9Y	93	60619	38	1.2	1.2	1.2	1.2	1.6	1.8	1.6	1.4	0.5



**STEKPROEF-RESULTAAT**

EISEN	FL-EISEN	MIN.	NOM.	MAX.

**SPECIALE EISEN**

EISEN	MIN.	NOM.	MAX.

**EENHEID** - - - - - mm

**OPMERKING**

**Databank 364 3D.**

Meting nr.	2321a	2325a	2329a	2333a	2337a	2341a	2345a	2349a	2353a
RV-6-3-0/407	X-ri (2)	X-ri (3)	X-ri (4)	X-ri (5)	X-ri (6)	X-ri (7)	X-ri (8)	X-ri (9)	
	bo	be	Li	re	Libo	rebo	rebe	Libe	

TYPE	POS-FOR	RASTER	KANONNR.										
120D14	9Y	93	60619	50	1.0	1.0	1.0	1.0	1.6	1.6	1.6	1.6	0.5
			60619	34	1.0	1.0	1.0	1.0	1.4	1.4	1.4	1.4	0.5
			60619	49	1.0	1.0	1.0	1.0	1.4	1.6	1.4	1.4	0.5
			60619	48	1.0	1.0	1.0	1.0	1.4	1.4	1.4	1.4	0.5
120D14	9Y	93	60619	38	1.0	1.0	1.0	1.0	1.6	1.6	1.6	1.4	0.5

**PENNEN**

1 F	8
2 K	9 Y1
3 G1	10
4 G3	11 X2
5 I.C.	12 G2
6 G5	13 X1
7 Y2	14 F

**STEKPROEF-RESULTAAT**

EISEN	FL-EISEN	MIN.	NOM.	MAX.
				1,0

**SPECIALE EISEN**

EISEN	MIN.	NOM.	MAX.
			2,5

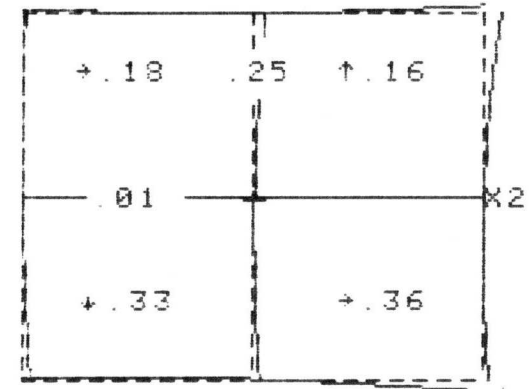
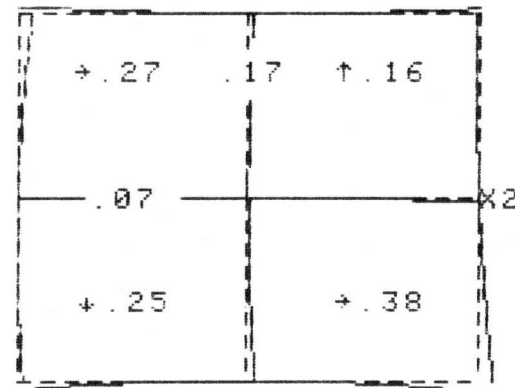
**EENHEID** - - - - - mm

**OPMERKING**

RV-6-3-0-10-10  
 364  
 D14-362...  
 D14-361...  
 120D14...  
 Test L-elektrisch  
 Philips  
 4322 240 00792

Type : 120D14GY/93  
 K.n.r. : 6061949 N.M.

Type : 120D14GY/93  
 K.n.r. : 6061934 N.M.



Mx,y: X=19.07 Y=11.11V/cm  
 Exc.: X=-.39 Y=.01 mm  
 Hd1=90.08 | MaxRV=.38 mm  
 (Schaal: 1 div.=10 mm)

Mx,y: X=18.94 Y=10.83V/cm  
 Exc.: X=-.11 Y=-.63 mm  
 Hd1=89.91 | MaxRV=.36 mm  
 (Schaal: 1 div.=10 mm)

ANALYSE RASTERVERVORMING (mm)

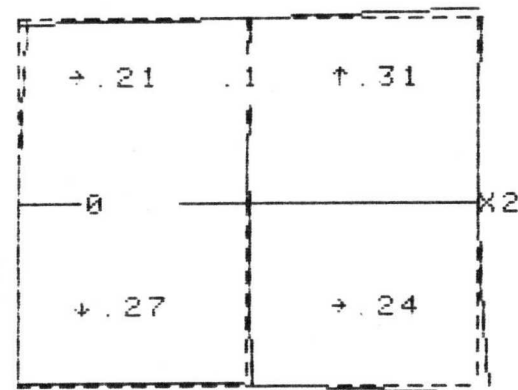
X-richting	Links	Midden	Rechts
Tev Rotat.	< .06 <		
Tev H.d.l.	< -.11 <		
Tev >(mid	< .15 <		
Ton/Kussen	< .05		-.01 >
Trapezium	< .21		-.33 >
Gemeten:	.27	.17	.38
Y-richting	Onder	Midden	Boven
Tev Rotat.	< .07 <		
Tev >(mid	> -.04 >		
Ton/Kussen	> -.19		.17 <
Trapezium	> -.04		-.02 <
Gemeten:	.25	.07	.16
Maximale rastervert. = .38 mm			

ANALYSE RASTERVERVORMING (mm)

X-richting	Links	Midden	Rechts
Tev Rotat.	< -.01 <		
Tev H.d.l.	< .12 <		
Tev >(mid	< .19 <		
Ton/Kussen	< -.08		.05 <
Trapezium	< -.24		.14 <
Gemeten:	.18	.25	.36
Y-richting	Onder	Midden	Boven
Tev Rotat.	< -.01 <		
Tev >(mid	> .01 >		
Ton/Kussen	> -.12		.12 <
Trapezium	> .34		-.06 <
Gemeten:	.33	.01	.16
Maximale rastervert. = .36 mm			

R1

Type : 120D14GY/93  
 K.nr. : 6061938 N.M.

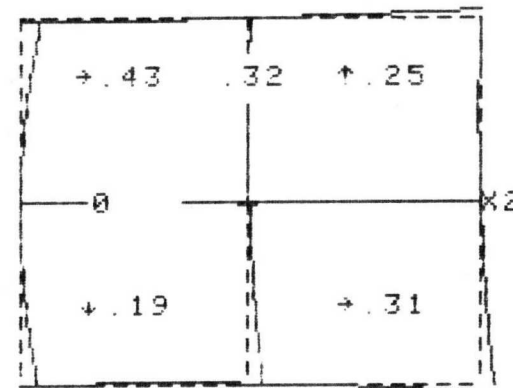


Mx,y: X=18.97 Y=10.8 W/cm  
 Exc.: X=.41 Y=.14 mm  
 Hd1=90.04 !MaxRV=.31 mm  
 (Schaal:1 div.=10 mm)

ANALYSE RASTERVERVORMING (mm)

X-richting	Links	Midden	Rechts
Tev H.d.l.		\ -.05 \	
Tev )( mid		( .08 (	
Ton/Kussen	( .03		.08 (
Trapezium	/ .26		-.11 \
Gemeten:	.21	.10	.24
Y-richting	Onder	Midden	Boven
Tev Rotat.		\ -.00 \	
Tev )( mid		( .00 (	
Ton/Kussen	) -.11		.05 (
Trapezium	/ .27		-.31 \
Gemeten:	.27	.00	.31
Maximale rastervert. = .31 mm			

Type : 120D14GY/93  
 K.nr. : 6061948 N.M.

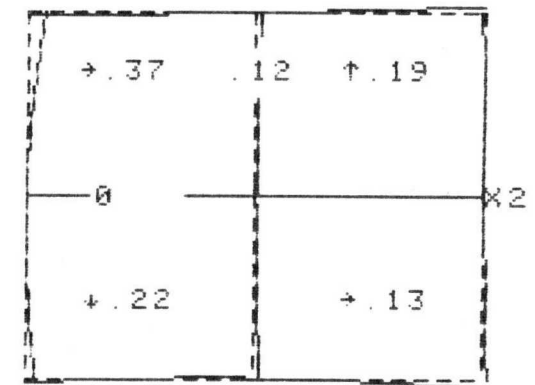


Mx,y: X=19.22 Y=11.17V/cm  
 Exc.: X=-.22 Y=-.6 mm  
 Hd1=90.2 !MaxRV=.43 mm  
 (Schaal:1 div.=10 mm)

ANALYSE RASTERVERVORMING (mm)

X-richting	Links	Midden	Rechts
Tev H.d.l.		\ -.28 \	
Tev )( mid		( .19 (	
Ton/Kussen	( .21		-.03 >
Trapezium	/ .34		-.04 \
Gemeten:	.43	.32	.31
Y-richting	Onder	Midden	Boven
Tev Rotat.		\ -.00 \	
Tev )( mid		( .00 (	
Ton/Kussen	) -.11		.05 (
Trapezium	/ .16		-.25 \
Gemeten:	.19	.00	.25
Maximale rastervert. = .43 mm			

Type : 120D14GY/93  
 K.nr. : 6061950 N.M.



Mx,y: X=19.07 Y=11.28V/cm  
 Exc.: X=-.45 Y=-.33 mm  
 Hd1=89.99 !MaxRV=.37 mm  
 (Schaal:1 div.=10 mm)

ANALYSE RASTERVERVORMING (mm)


X-richting	Links	Midden	Rechts
Tev H.d.l.		/ .01 /	
Tev )( mid		( .12 (	
Ton/Kussen	( .17		-.09 >
Trapezium	/ .15		-.14 \
Gemeten:	.37	.12	.13
Y-richting	Onder	Midden	Boven
Tev Rotat.		0.00	
Tev )( mid		0.00	
Ton/Kussen	) -.16		.04 (
Trapezium	/ .12		-.19 \
Gemeten:	.22	0.00	.19
Maximale rastervert. = .37 mm			

Vk = 2000v


120014G.4/93

PHILIPS

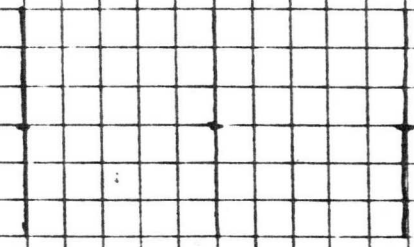
Buis NR. 6061950

Werk 2 lym/oberm.  1,2mm . 45°

Scheren kwal. goed.

Mistruizing  volledig.

Raster vert: zie plot



Veo = 47v

Mod V	Tbx	Tk.	gem dip.
10v	89 $\mu$ A	119 $\mu$ A	Spot kwal: goed, doch leefte E 10% foc var $x = 0$ $y = 0,3$ mm.
20v	45 $\mu$ A	81 $\mu$ A	
30v	86 $\mu$ A	254 $\mu$ A	

afw  $\gamma_k = 11,2\%$


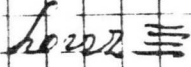
Widteheid	x	64%	100%	90%	3D-aa.
	y	90%	100%	92%	

Ma smagn.

Widteheid	x	92%	100%	92%
	y	100%	100%	94%

V<sub>fc</sub> = 180v

V<sub>act</sub> = -5v

Lymbrecht vert   
horiz 

Tbx = 10  $\mu$ A

$\gamma_3 =$

$\gamma_k = 50 \mu$ A.




V<sub>k</sub> = 2000 V

PHILIPS


1202149.4/93

Buis NR. 606 1934

Stek & lym/schem.  pa 20'


Schem kwal. OK.

Widstauring



volledig.

Raster verd: 12ue plot



V<sub>eo</sub> = 49 V

Mod V

T<sub>Bx</sub>

T<sub>k</sub>

Geen clip.

10 V

7  $\mu$ A

9.3  $\mu$ A

Spot kwal: goed, clock.

20 V

4.2  $\mu$ A

7.7  $\mu$ A

loop 8

30 V

2.6  $\mu$ A

2.54  $\mu$ A

10% foc. var. X = 0 mm  
Y = 0.1 mm

afw T<sub>k</sub> = 12.4%

links

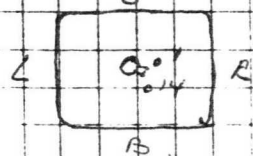
rechts

Standaard

X 60% 100% 88%

Y 98% 100% 86%

3D-aan



Ma magu

boven

onder

Standaard


X 88% 100% 84%


Y 95% 100% 95%

voor aaricht

V<sub>foc</sub> = 183 V

V<sub>act</sub> = 0.6 V

Lymbreedte per 

haver 

T<sub>Bx</sub> = 10  $\mu$ A

T<sub>g3</sub> =

T<sub>k</sub> = 50  $\mu$ A

12014.


PHILIPS

Buis NR. 6061949

Stek 2 lym/olom.  $\equiv \equiv$  ca 30'

Schem kwal. goed.


Miststuring



voldring.

Raster verd. ruzie plot

Raster verd. ok.



$V_{eo} = 50V$

Mod v	$I_{Bx}$	$I_k$
10V	6.7 $\mu A$	88 $\mu A$

20V 47 79

30V 92 248

afv  $I_k = 11.2\%$

Spot kwal: Goed, doch spot laag

10% foc. var.  $x = 0.15$   
 $y = 0.25$

Stoutheid	x	54%	100%	102% (R.)	3D-aa
	y	94%	100%	94% (O)	

Ma magu

Stoutheid	x	92%	100%	96%
	y	98% <td>100% <td>90% </td></td>	100% <td>90% </td>	90%

$V_{foc} = 17V$

$V_{act} = -30V$

$I_{BY} = 11.5 \mu A/cm$  y div

Lymbreedte verd  $\equiv \equiv \equiv \equiv \equiv$   
horz  $\equiv \equiv \equiv$

$I_{Bx} = 10 \mu A$

$I_{g3} =$

$I_k = 50 \mu A$


120014.94/93

PHILIPS

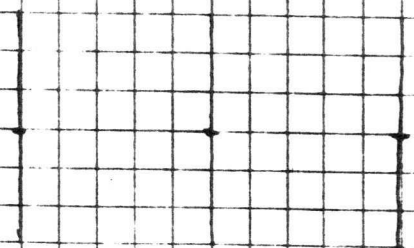
Buis NR. 6061948.

Wol 2 lgn/olom.  $\angle 55'$

Scheren kwal. goed

Widening  volledig.

Raster verd. 2ue plot



$V_{eo} = 51V$

Mod v	Tbx	Tk.	Grundp.
10 v	5.7 $\mu A$	7.7 $\mu A$	Speer kwal. goed, clock loop $\infty$ 10% fcc var. $K=0.2$ $\gamma=0.8$
20 v	4.0 $\mu A$	72.5 $\mu A$	
30 v	8.7 $\mu A$	235 $\mu A$	

afn  $I_k = 14\%$

Wachend	$\gamma$	86%	100%	96%	3D-aa
	$\gamma$	98%	100%	86%	

Ma magu.

Hiltsheid	$\gamma$	90%	100%	90%
	$\gamma$	92% <td>100% <td>88% </td></td>	100% <td>88% </td>	88%

$V_{fc} = 181V$

$V_{act} = -1V$

Lynbrack  $\overline{\text{vert}} \equiv \equiv \equiv$   
herv  $\equiv \equiv \equiv$

$I_{Bx} = 10 \mu A$

$I_{g3} =$

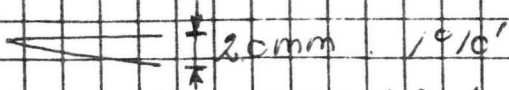
$I_k = 50 \mu A$



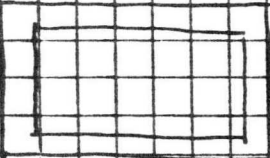
120D14.

PHILIPS

Buis NR. 6061938

Stek 2 lyp / scherm.  20mm 10'

Scherm kwal. goed, doch meer vlekje of 0.2

Midsturing  volledig.

Raster vert. 12ue plot

Raster vert. ok.

$V_{eo} = 47V$

Medu	TBX	Ik.	Geen dyp
10V	80 $\mu A$	104 $\mu A$	Spot kwal. goed, doch loep
20V	42 $\mu A$	79 $\mu A$	8
30V	89 $\mu A$	258 $\mu A$	10% foc var. X=0 Y=0.3

afw  $I_k = 11.4\%$

$M_y = 11.27V/cm$



Stuurheid	X	Y	100%	100%	100% (R)	3D-ra.
	84%	94%	100%	100%	90% (C)	

Ma magu

Stuurheid	X	Y	100%	100%	96%
	90%	96%	100%	100%	94%

$V_{foc} = 101V$

$V_{ast} = -2.5V$

Lynbreedte vert   
horz 

$T_{BX} = 10 \mu A$

$I_{g3} =$

$I_k = 50 \mu A$

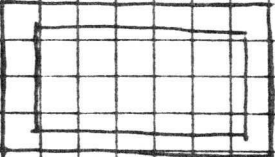
120214

PHILIPS

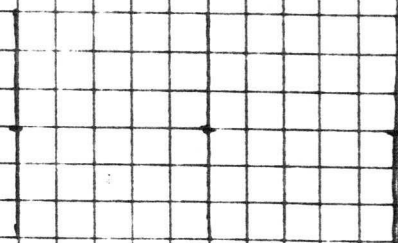
Buis NR. 6061946

Stel 2 linnen/roten.  $\leftarrow$  ca 20'

Scherm kwal. goed, doch zwart vlekje  $\phi 0,15$

Mistruiging  volledig.

Raster verd. ruzie plot



$V_{eo} = 46V$

Geen dyp.

Mod V	Tbx	Tk.
10V	9,3	12,2
20V	45	82
30V	82	290

Spoel kwal ok, doch spoel laag.

10% fcc var.  $X=0$   
 $Y < 0,1$

afw Tk = 11,7%

Standaard	X	84%	100%	102%
	Y	92	100%	98%

3D-aa

Ma smagn

Standaard	X	88%	100%	92%
	Y	94% <td>100%</td> <td>94%</td>	100%	94%

$V_{fc} = 176V$

$MV = 11,5 V/cm$  4 dlv.

$V_{ast} = -2V$

Lynbreedte  $\overline{\text{ver}} \equiv \equiv \equiv$   
horiz  $\equiv \equiv \equiv$

$I_{Bx} = 10 \mu A$


$I_{g3} =$

$I_k = 50 \mu A$

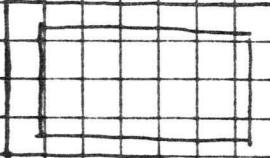
120014.

PHILIPS

Buis NR. 6061942

Stek & lym/selem.  10/10'

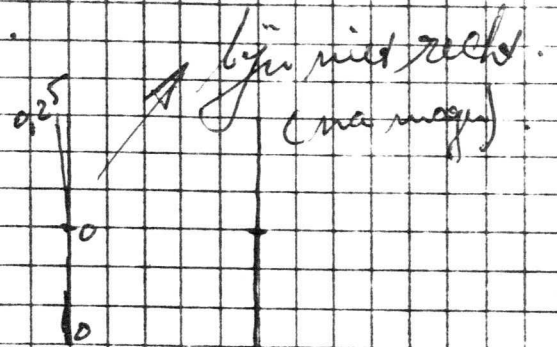
Selem kwal. goed

Misturing 

volledig.

Raster vert: zie plot

Rast. vert ok.



$V_{eo} = 43.5V$

Gem. dep. set  $I_{BX} = 75 \mu A$ .

$I_{ax}$	$I_{BX}$	$I_k$
10V	8.5 $\mu A$	11.2 $\mu A$
20V	43	88
30V	82	295

Spot kwal: goed, doch loopt  $\infty$

10% foc. ver  $X = 0.2$   
 $Y = < 0.1$

afw  $I_k = 10\%$

Standaard	X	92%	100%	100%	(R)	3D-aan
	Y	96% <td>100% <td>96% <td>(O)</td> <td></td> </td></td>	100% <td>96% <td>(O)</td> <td></td> </td>	96% <td>(O)</td> <td></td>	(O)	



Ma magu.

Standaard	X	86%	100%	82%
	Y	92% <td>100% <td>92% </td></td>	100% <td>92% </td>	92%

$V_{foc} = 174V$

$M_y = 11.5$  v/cm 2 dia.

$V_{ast} = -20V$

Lymbrack vert   
horz 

$I_{BX} = 10 \mu A$

$I_{g3} =$

$I_k = 50 \mu A$

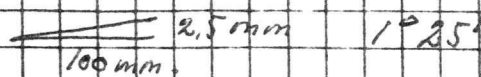


Vk = 2000 v

120014.

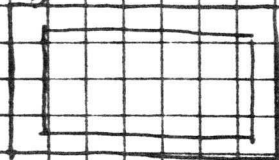
PHILIPS

Buis NR. 6061937

Stab 2 lgn/colom.  2,5 mm 1° 25' 100 mm

Schaerm kwal. goed

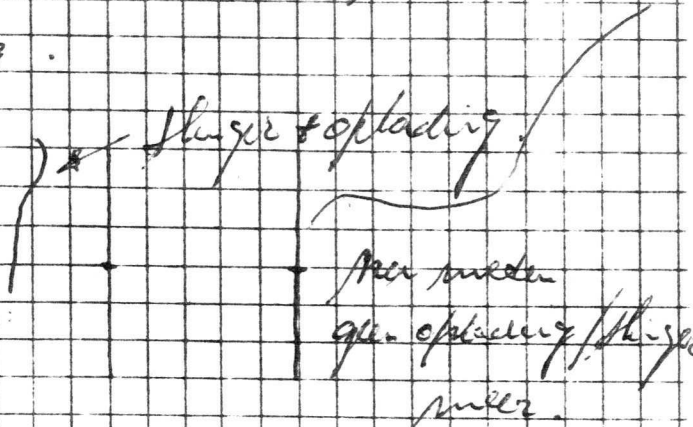
Missivering



rolling

oplating of 2-plate?

Raster vert: blue plot



V<sub>eo</sub> = 43,5

Mod v	IBx	Ik.
10 v	9 μA	12,5 μA
20 v	45	91
30 v	82	286

Grensdiept tot IBx = 75 μA.

Spot kwal. goed clock loop

10% foc var x = 0,2  
y = 0,1

afw Ik = 11,7%

100% head	x	100%
	y	100%

3D-aa


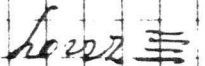
Max magn.

Stuurheid	x	92%	100%	92%
	y	94%	100%	94%

V<sub>foc</sub> = 180 v

Mγ = 11,5 v/cm 2 dlv.

V<sub>act</sub> = -25 v

Lynbreedte vert   
horz 

IBx = 10 μA

I<sub>g3</sub> =

I<sub>k</sub> = 50 μA.


120014.

PHILIPS

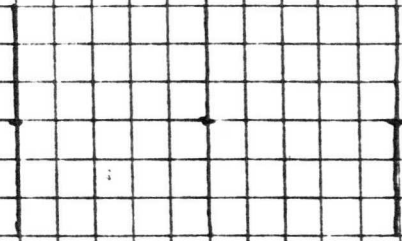
Buis NR. 6061942

Stab & type/soort.  $\leftarrow 1^{\circ}/10'$

Schaerm kwal. goed.

Midsturing  volledig.

Raster vert: twee platen



$V_{eo} = 45V$

Mod v	TBX	Ik.
10 v	7,3 $\mu A$	96 $\mu A$
20 v	43 $\mu A$	85 $\mu A$
30 v	76 $\mu A$	27,3 $\mu A$

Geendip.  
Spot kwal: ok. noch loopt &  
10% foc. lar  $K = 0,2$   
 $\gamma = 0,2$

afn  $I_k = 116\%$

Stuurhend	x	76%	100%	102% (R)	3D-aa.
	y	96%	100%	96% (C)	

Met magu.

Stuurhend	x	82%	100%	82%
	y	96% <td>100% <td>92%</td> </td>	100% <td>92%</td>	92%

$V_{foc} = 175$   $M\gamma = 11,37 \text{ v/cm.}$   
 $V_{ast} = -2V$

Lynbreedte  $\text{vert} \equiv \text{|||||}$   
 $\text{horiz} \equiv \text{≡}$

$I_{BX} = 10 \mu A$

$I_{g3} =$   $I_k = 50 \mu A.$

120D14.


PHILIPS

Buis NR. 6061940

Werk 2 lgn / scherm. goed.

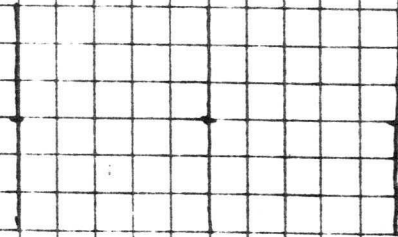
Scherm kwal.  $\leftarrow$  ead

Wissering



pollicy.

Raster verd: blue plot



$V_{eo} = 44V$

Mod V	TBX	TK.	Gew. disp 40x I <sub>BK</sub> = 75 $\mu$ A
10V	71 $\mu$ A	92 $\mu$ A	Spot kwal: goed. 10% foc. per $X = 0,1$ $Y = < 0,1$
20V	55	117	
30V	83	279	

afw  $\gamma_k = 10\%$

Touchend	X	100%	104%	(R)	3D-aa
	Y	94%	100%	92%	(O)

Ma smagn.

Stichtheid	X	98%	100%	92%
	Y	96% <th>100%</th> <th>90%</th>	100%	90%

$V_{foc} = 173V$

$M\gamma = 11,5 \mu$  2 dw.

$V_{act} = -4V$

Lynbreedte vert  $\equiv$   
horz  $\equiv$

$I_{BK} = 10 \mu$ A

$I_{g3} =$

$I_k = 50 \mu$ A.



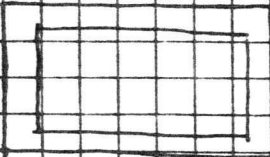
120014

PHILIPS

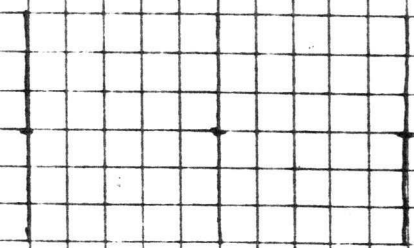
Buis NR. 6061933

Wak 2 lym/schem.  $\leftarrow$  ca 10'

Schem kwal. goed.

Misturing  pollicolij.

Raster vert: ruzie plot



$V_{eo} = 52V$

Mod V	TBX	Ik.
10V	10 $\mu A$	13 $\mu A$
20V	48	82
30V	87	238

Gaan def.  
Spot kwal: goed, ook licht  
100% foc voor  $x = 0,1$   
 $y = 0,25$

apv  $I_k = 195\%$

Widte	x	20%	100%	98%	(R)	3D-aa
	y	94% <td>100% <td>82% <td>(C)</td> <td></td> </td></td>	100% <td>82% <td>(C)</td> <td></td> </td>	82% <td>(C)</td> <td></td>	(C)	



Ma smagn.

Widte	x	90%	100%	88%
	y	92% <td>100% <td>88% </td></td>	100% <td>88% </td>	88%

$V_{foc} = 183V$

$V_{ast} = -2V$

$MV = 11,6$  vten zchier

Lynbreack vert   
horiz 

$TBX = 10 \mu A$

$I_{g3} =$

$I_k = 50 \mu A$

120014

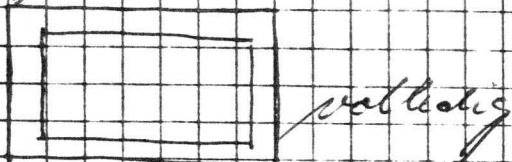
PHILIPS

Buis NR. 6061943

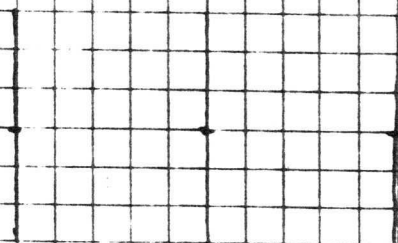
Stek 2 lgn / scherm.  $\leftarrow$  40'

Scherm kwal. goed

Mistuning



Raster vert: 12ue plot



$V_{eo} = 52V$

$P_{aod} V$	$I_{Bx}$	$I_k$
10V	7.5	9.0
20V	7.6	14.0
30V	10.4	25.9

Geen clip

Spot kwal: goed, doch spot loop

10% fcc perz.  $x = 0.1$   
 $y = 0.2$

afn  $I_k = 41\%$

Stutheid	x	70%	100%	102%
	y	98%	100%	86%

3D-aa

Na magu

Stutheid	x	94%	100%	90%
	y	90% <td>100% <td>90% </td></td>	100% <td>90% </td>	90%

$V_{fc} = 178V$

$V_{ast} = -1V$

Lynbreck vert  $\equiv$   
horz  $\equiv$

$I_{Bx} = 10 \mu A$

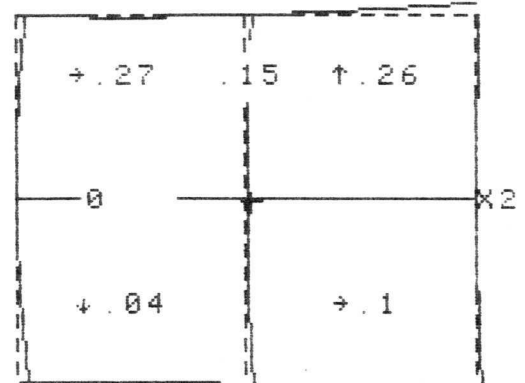
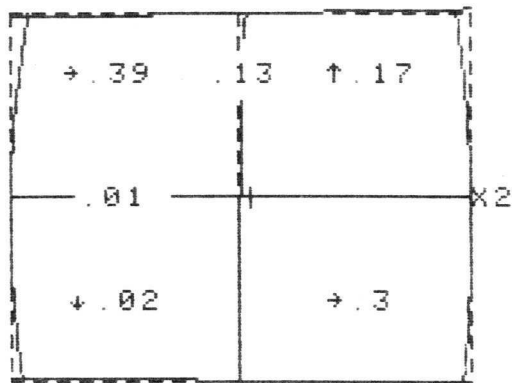
$I_{g3} =$

$I_k = 50 \mu A$



Type : 180D14GY/93  
 K.nr. : 6061943 V.M.

Type : 180D14GY/93  
 K.nr. : 6061943 N.M.



Mx,y: X=19.42 Y=12.04V/cm  
 Exc.: X=2.15 Y=-.36 mm  
 Hd1=89.9 !MaxRV=.39 mm  
 (Schaal:1 div.=10 mm)

Mx,y: X=19.48 Y=11.31V/cm  
 Exc.: X=1.23 Y=-.96 mm  
 Hd1=90 !MaxRV=.27 mm  
 (Schaal:1 div.=10 mm)

ANALYSE RASTERVERVORMING (mm)

ANALYSE RASTERVERVORMING (mm)


X-richting	Links	Midden	Rechts
Tev Rotat.	\	-.01	\
Tev H.d.l.	/	.14	/
Tev >(mid	<	.06	<
Ton/Kussen	<	.25	-.30
Trapezium	/	.02	-.26
Gemeten:	.39	.13	.30
Y-richting	Onder	Midden	Boven
Tev Rotat.	\	-.01	\
Tev >(mid	<	.00	<
Ton/Kussen	<	.00	.01
Trapezium	/	.03	-.15
Gemeten:	.02	.01	.17
Maximale rastervert. = .39 mm			

X-richting	Links	Midden	Rechts
Tev H.d.l.	/	.00	/
Tev >(mid	<	.15	<
Ton/Kussen	<	.09	-.05
Trapezium	/	-.07	-.02
Gemeten:	.27	.15	.10
Y-richting	Onder	Midden	Boven
Tev Rotat.	\	-.00	\
Tev >(mid	<	-.00	<
Ton/Kussen	<	-.02	.13
Trapezium	/	.04	-.26
Gemeten:	.04	.00	.26
Maximale rastervert. = .27 mm			

120D14.04/93

PHILIPS

Buis NR. 6061935

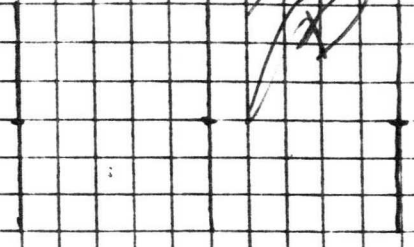
Heb 2 lgn/schem.  as 20'

Schem kwal. goed.

Mistuning  volledig.

~~203A las~~  
~~203A las~~

Raster vert: zie plot



$V_{eo} = 45V$


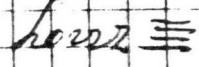
$I_{a0}$	$I_{Bx}$	$I_k$	Gen. dyp.
10V	6.1 $\mu A$	0.5 $\mu A$	Spec kwal: goed doch loop
20V	40 $\mu A$	87 $\mu A$	
30V	7.2 $\mu A$	267 $\mu A$	100% fcc. var $x = 0.4$ $y = 0.6$
afn $I_k =$	11.6%		

Stuurheid	x	78%	100%	88%	(R)	3D-aa.
	y	88% <td>100% <td>94% <td>(O)</td> <td></td> </td></td>	100% <td>94% <td>(O)</td> <td></td> </td>	94% <td>(O)</td> <td></td>	(O)	

Ma smagn.

Stuurheid	x	92%	100%	96%
	y	90% <th>100%</th> <th>98%</th>	100%	98%

$V_{fc} = 180V$   
 $V_{ast} = +0.6V$

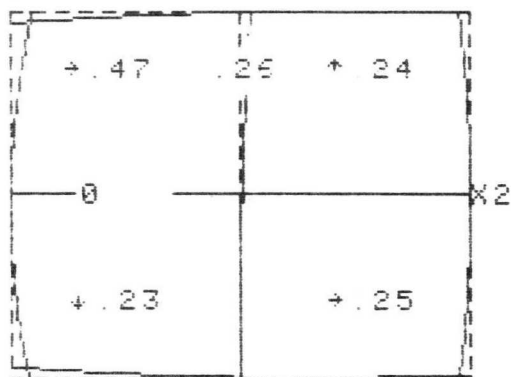
Lynbreedte met   
hooft 

$I_{Bx} = 10 \mu A$

$I_{g3} =$

$I_k = 50 \mu A$

Type : 120D14GY/93  
 K.nr.: 6061935 V.M.

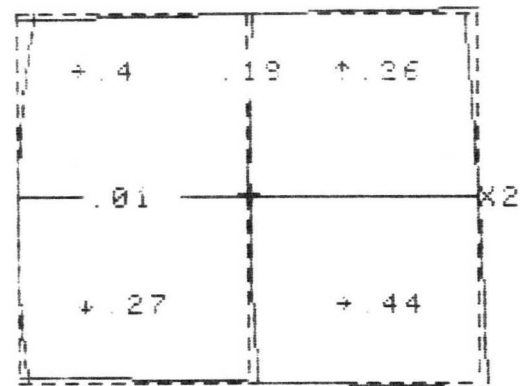


Mx,y: X=19.45 Y=12.1 V/cm  
 Exc.: X=.36 Y=-.1 mm  
 Hd1=89.81 | MaxRV=.47 mm  
 (Schaal: 1 div.=10 mm)

ANALYSE RASTERVERVORMING (mm)

X-richting	Links	Midden	Rechts
Tev H.d.l.		.26	
Tev >(mid)		.09	
Ton/Kussen	(.33		-.34)
Trapezium	\ -.17		-.25 \
Gemeten:	.47	.26	.25
Y-richting	Onder	Midden	Boven
Tev Rotat.		0.00	
Tev >(mid)		-.00	
Ton/Kussen	(.15		-.12)
Trapezium	/.17		-.24 \
Gemeten:	.23	.00	.24
Maximale rastervert. = .47 mm			

Type : 120D14GY/93  
 K.nr.: 6061935 N.M.

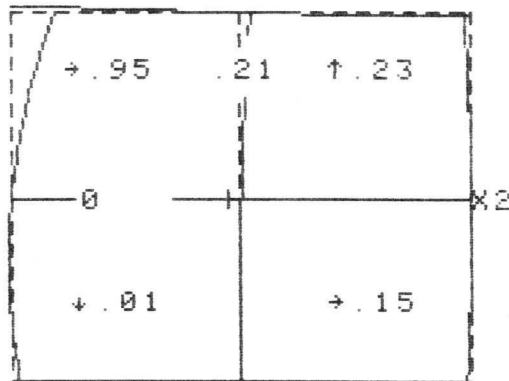


Mx,y: X=19.47 Y=11.57V/cm  
 Exc.: X=.05 Y=.32 mm  
 Hd1=90.03 | MaxRV=.44 mm  
 (Schaal: 1 div.=10 mm)

ANALYSE RASTERVERVORMING (mm)

X-richting	Links	Midden	Rechts
Tev Rotat.		-.01	
Tev H.d.l.		-.05	
Tev >(mid)		.15	
Ton/Kussen	(.15		-.20)
Trapezium	/.25		-.39 \
Gemeten:	.40	.18	.44
Y-richting	Onder	Midden	Boven
Tev Rotat.		-.01	
Tev >(mid)		.00	
Ton/Kussen	> -.02		-.02)
Trapezium	/.28		-.25 \
Gemeten:	.27	.01	.26
Maximale rastervert. = .44 mm			

Type : 1~~80~~014GY/93  
 K.nr. : 6061948 V.M.



Mx,y: X=19.6 Y=12.04V/cm  
 Exc.: X=-2.53 Y=-.03 mm  
 Hd1=89.85 | MaxRV=.95 mm  
 (Schaal: 1 div.=10 mm)

ANALYSE RASTERVERVORMING (mm)

X-richting	Links	Midden	Rechts
Tev H.d.l.	/	.21	/
Tev )( mid	(	.10	(
Ton/Kussen	(	.46	-.23
Trapezium	/	.57	-.25

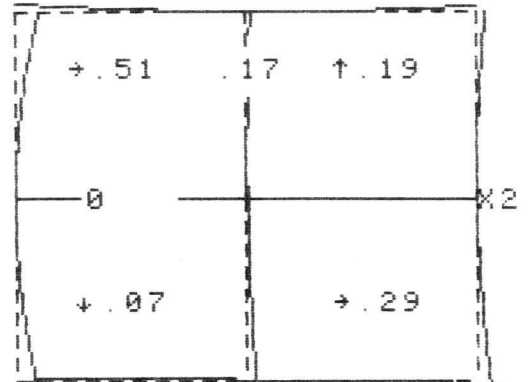
Gemeten: .95 | .21 | .15

Y-richting	Onder	Midden	Boven
Tev Rotat.		0.00	
Tev )( mid	(	.00	(
Ton/Kussen	)	-.01	.03
Trapezium	\	-.01	.23

Gemeten: .01 | .00 | .23

Maximale rastervert. = .95 mm  
 UITVAL RASTERVERTEKENING !!!

Type : 1~~80~~014GY/93  
 K.nr. : 6061948 N.M.



Mx,y: X=19.66 Y=11.34V/cm  
 Exc.: X=.25 Y=.11 mm  
 Hd1=90.07 | MaxRV=.51 mm  
 (Schaal: 1 div.=10 mm)

2 div 11,55%

ANALYSE RASTERVERVORMING (mm)

X-richting	Links	Midden	Rechts
Tev H.d.l.		.09	
Tev )( mid	(	.13	(
Ton/Kussen	(	.34	.12
Trapezium	/	.18	.01

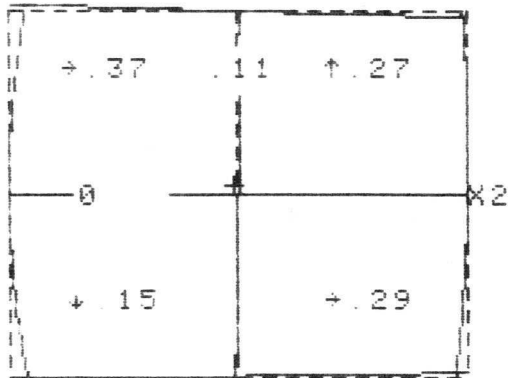
Gemeten: .51 | .17 | .29

Y-richting	Onder	Midden	Boven
Tev Rotat.		0.00	
Tev )( mid	(	0.00	(
Ton/Kussen	)	-.04	.16
Trapezium	/	.07	.06

Gemeten: .07 | .00 | .19

Maximale rastervert. = .51 mm

Type : 120D14GY/93  
 K. nr. : 6061950 V.M.



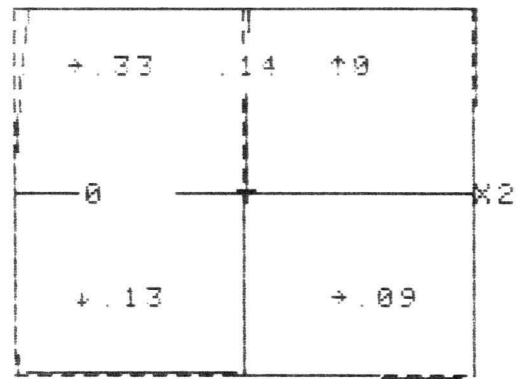
Mx,y: X=19.48 Y=12.03V/cm  
 Exc.: X=-.75 Y=1.8 mm  
 Hd1=99.92 |MaxRV=.37 mm  
 (Schaal: 1 div.=10 mm)

ANALYSE RASTERVERVORMING (mm)

X-richting	Links	Midden	Rechts
Tev H.d.l.	/	.11	/
Tev )( mid	)	-.02	)
Ton/Kussen	(	.38	-.17
Trapezium	\	-.14	.08
Gemeten:	.37	.11	.29
Y-richting	Onder	Midden	Boven
Tev Rotat.		0.00	
Tev )( mid	)	-.00	)
Ton/Kussen	(	.01	.01
Trapezium	\	-.15	.27
Gemeten:	.15	.00	.27

Maximale rastervert. = .37 mm

Type : 120D14GY/93  
 K. nr. : 6061950 V.M.



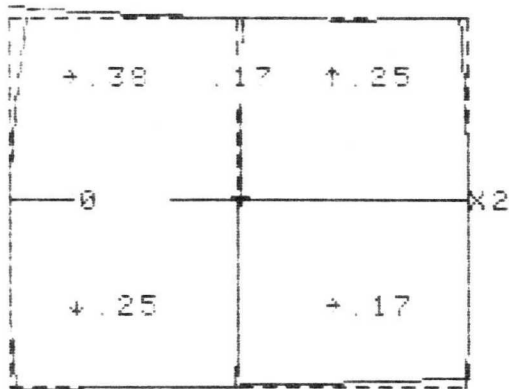
Mx,y: X=19.48 Y=11.46V/cm  
 Exc.: X=.17 Y=.21 mm  
 Hd1=99.9 |MaxRV=.33 mm  
 (Schaal: 1 div.=10 mm)

ANALYSE RASTERVERVORMING (mm)

X-richting	Links	Midden	Rechts
Tev H.d.l.	/	.14	/
Tev )( mid	(	.05	(
Ton/Kussen	(	.15	-.02
Trapezium	/	.13	-.06
Gemeten:	.33	.14	.09
Y-richting	Onder	Midden	Boven
Tev Rotat.	\	-.00	\
Tev )( mid	)	-.00	)
Ton/Kussen	)	-.07	.00
Trapezium	/	.13	.00
Gemeten:	.13	.00	.00

Maximale rastervert. = .33 mm

Type : 120D14GY/93  
 K.nr. : 6061934 V.M.

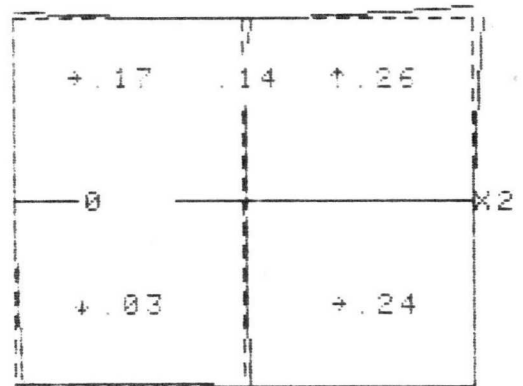


Mx,y: X=19.32 Y=11.91V/cm  
 Exc.: X=.23 Y=.3 mm  
 Hd1=89.88 |MaxRV=.38 mm  
 (Schaal: 1 div.=10 mm)

ANALYSE RASTERVERVORMING (mm)

X-richting	Links	Midden	Rechts
Tev H.o.l.	<	.17	>
Tev >< mid	(	.02	(
Ton/Kussen	(	.23	-.14
Trapezium	>	.09	-.28
Gemeten:	.38	.17	.17
Y-richting	Onder	Midden	Boven
Tev Rotat.	<	.00	>
Tev >< mid	(	.00	(
Ton/Kussen	(	.05	.12
Trapezium	>	-.25	.24
Gemeten:	.25	.00	.25
Maximale rastervert. = .38 mm			

Type : 120D14GY/93  
 K.nr. : 6061934 V.M.



Mx,y: X=19.35 Y=11.07V/cm  
 Exc.: X=.14 Y=.2 mm  
 Hd1=89.98 |MaxRV=.26 mm  
 (Schaal: 1 div.=10 mm)

→ ydiv. 11.25

ANALYSE RASTERVERVORMING (mm)

X-richting	Links	Midden	Rechts
Tev H.o.l.	<	.02	>
Tev >< mid	(	.13	(
Ton/Kussen	)	-.03	.00
Trapezium	>	-.17	.19
Gemeten:	.17	.14	.24
Y-richting	Onder	Midden	Boven
Tev Rotat.	<	0.00	>
Tev >< mid	(	.00	(
Ton/Kussen	)	-.01	.20
Trapezium	>	.03	-.12
Gemeten:	.03	.00	.26
Maximale rastervert. = .26 mm			



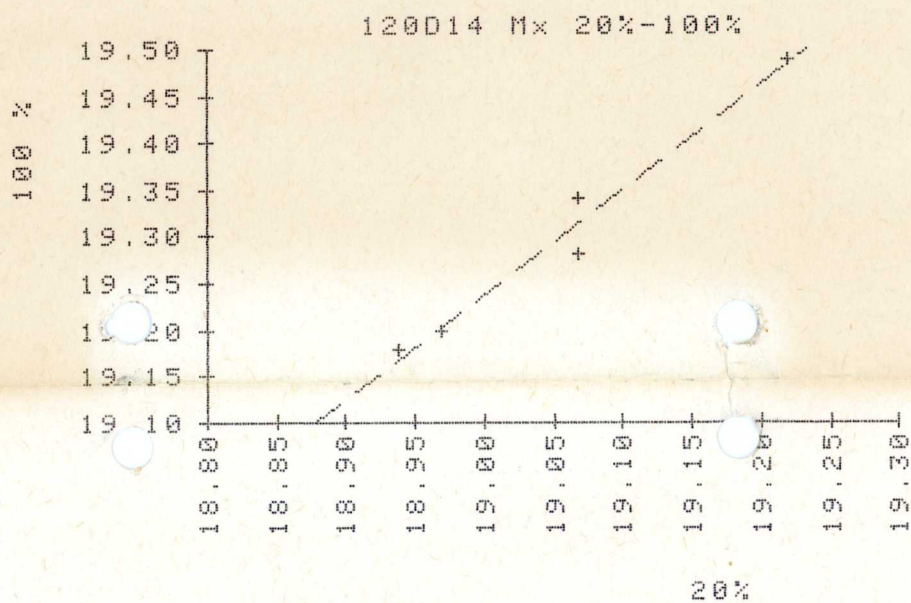
\* \* LINEAIRE REGRESSIE \* \*

---

Projektnaam:120D14 Mx 20%-100%.      Geen subfiles.  
   X=20%                              Y=100 %

n = 5  
 Gem.                              19.054                              19.298  
 Sdev                              .11                                  .125  
 Min.                              18.94                              19.18  
 Max.                              19.22                              19.49  
 Regr.lyn is  $Y* = 1.121 X - 2.061$   
 Corr. coeff.  $r = .984$  , en toets op regressie:  $t = 9.49$   
 Toetsgrens  $t(95\% \text{ eenz.}) = 2.353$  by  $\phi = 3$  vhg.

Opm.: Regr. van X op Y zou zyn:  $X* = .863 Y + 2.394$



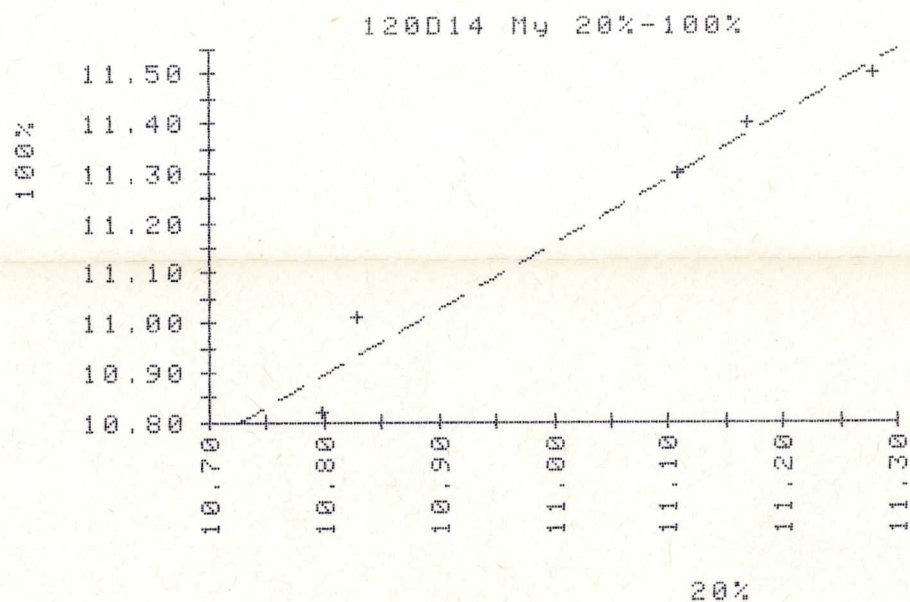
\* \* LINEAIRE REGRESSIE \* \*

---

Projektnaam:120D14 My 20%-100%.      Geen subfiles.  
   X=20%                              Y=100%

n = 5  
 Gem.                              11.038                              11.206  
 Sdev                              .213                                  .283  
 Min.                              10.8                                  10.82  
 Max.                              11.28                                  11.5  
 Regr.lyn is  $Y* = 1.304 X - 3.189$   
 Corr. coeff.  $r = .981$  , en toets op regressie:  $t = 8.66$   
 Toetsgrens  $t(95\% \text{ eenz.}) = 2.353$  by  $\phi = 3$  vhg.

Opm.: Regr. van X op Y zou zyn:  $X* = .737 Y + 2.776$



\*\* Toets tegen HYPOTHETISCHE REGR.LIJN \*\*

---

Projektnaam:120D14 My 20%-100%.      Geen subfiles  
 Y = 100%      en X = 20%                              (n = 5 paren)  
 Kan de regressielijn: ( $Y* = 1.304 X - 3.189$ )  
 gelijk zyn aan de theoretische lijn:  $Y' = 1 X + 0$  ?

- a) Toets op de hoek                      Ho:Hoek = 1      :  $t = 2.019$
- b) Toets op de constante Ho:Const= 11.038 :  $t = 5.861$  (Ygem\* = 11.206 )

Opm.: Alle toetsen by 3 vhg, en grenswaarde  $t(95\%) = 2.353$